

STATION BOX DIMENSIONS	
BOX COMPONENTS	THICKNESS
BOTTOM/CONCOURSE SLAB COLUMN LOCATION	1250
SIDE WALL	800
TOP/RAIL LEVEL SLAB	600
SIDE WALL ABOVE TOP SLAB	600
PLATFORM SLAB	200
END WALL	800
BOTTOM/CONCOURSE SLAB AT OTHER LOCATION	800

BEAM DIMENSIONS	
BEAM	SIZE (LxD)
TB1	1500 x 1000
TB2	1500 x 1000
B1 TO B5	750 x 1000
B8 TO B12	450 x 1000
EJB1, EJB2	750 x 1000
B13	600 x 2390
B14	600 x 2390
WLB-1	800 x 2210
WLB-2	800 x 1610

NOTES:

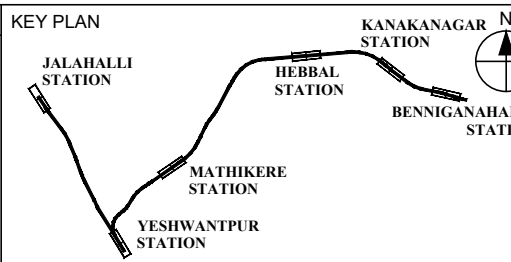
1. ALL DIMENSIONS ARE IN MILLIMETERS LEVELS ARE IN METERS UNLESS SPECIFIED OTHERWISE. FOLLOW FIGURED DIMENSIONS ONLY.
2. ESCALATORS AND ELEVATOR PITS DETAILS TO BE DESIGNED/VERIFIED AS PER VENDOR'S SPECIFICATIONS AND NOT IN OUR SCOPE.
3. ESCALATOR WITH ITS HOSTING DETAILS & HOSTING HOLES SHALL BE AS PER VENDOR REQUIREMENTS AND NOT IN OUR SCOPE.
4. FIB. PIP. & STATION ROOF WORKS ARE NOT IN OUR SCOPE.
5. ARCHITECTURE DETAILS ARE NOT IN SCOPE.
6. FOR OPENING SIZE & SCHEDULE REFER ARCHITECTURAL DRAWING.
7. FOR OTHER NOTES REFER DR.G.NO. - 02077-BSPR-CR2-CUB-0-10-1302 (SH-3 TO 3)

LEGEND :

REFERENCE DRAWINGS :	
1.	02077-BSRP-CR2-C-UB-0-10-1301 (SH-1 TO 2) : GENERAL ARRANGEMENT DRAWING OF NAGAWARA STATION
2.	02077-BSRP-CR2-C-UB-0-10-1302 (SH-1 TO 3) : DIMENSION DETAIL DRAWING NAGAWARA STATION (AT GRADE)
3.	02077-BSRP-CR2-C-UB-0-10-1303 (SH-1 TO 3) : REINFORCEMENT DETAIL OF NAGAWARA STATION (AT GRADE)

REFERENCE DOCUMENTS :

1. DOC-BSRP-CR2-AG-DGN-BR-10-1585 : DESIGN OF STATION BOX & ENTRANCE RUB AT CH:7+133 OF NAGAWARA STATION



STATION BOX KEY PLAN




PROJECT :	BENGALURU SUBURBAN RAILWAY PROJECT (BSRP) K-RIDE CORRIDOR - 2
DRAWING TITLE :	DIMENSION DETAIL DRAWING OF NAGAWARA STATION (AT GRADE)

DRAWING NO.: O2077-BSRP-CR2-C-UB-0-10-1302 (SHEET 1 OF 3)

SHEET 1 OF 3)	REVISION	DWG STATUS
	B	D
28.06.2024		
G (B). SHOP DWG (S). MANUFACTURED DWG (M)		SHEET SIZE - A

			REVISIONS
B	06/12/2024		RECEIVED AS PER LATEST PC & GC COMMENT
A	28/06/2024		FOR APPROVAL
REV	DATE		BRIEF DESCRIPTION

CONTRACTOR :  TRANSPORTATION INFRASTRUCTURE IC  
EDRC-SPECIAL BRIDGES

<p><b>DETAILED DESIGN CONSULTANT (DDC):</b></p>  <p><b>STUP Consultants Pvt. Ltd.</b>          JP &amp; Dev. Jangamshewar Arcade          4th Floor,          15/55, Ring Road, Bangalore 560052          Tel: 080-2260 9660          Email: bangalore@stupsystem.com          www.stupsystem.com</p>  <p><b>L&amp;T CONSTRUCTION</b>          EDRC-SPECIAL BRIDGES - TICI</p>	<p><b>PROOF CONSULTANT (PC):</b></p>  <p><b>Indian Institute of Technology Madras</b>          IIT P.O., Chennai          600 036 INDIA</p>
--	--

QUALITY ASSURANCE				
The responsibility of control, check and verification of accuracy, completeness, integration and full compliance of Contract provisions in respect of design analysis and drawing rests with Design & Build Contractor.				
	DDC		PC	Contractor
SIGN				
DATE	06.12.2024	06.12.2024	06.12.2024	06.12.2024
NAME	MLR	SSV	PC	JSG
	PREPARED BY	CHECKED BY	APPROVED BY	APPROVED BY
				ISSUED BY

GENERAL CONSULTANTS		
	CHECKED & APPROVED	
	NAME	SIGN
CIVIL/GAD		
CIVIL/ALIGNMENT		
CIVIL/STRUCTURAL		
CIVIL/GEOTECH		

VED	COUNTER SIGN	
	PROJECT DIRECTOR	
	SIGN	
	NAME	
	DATE	


K RIDE		
	DESIGNATION	SI
CIVIL-GAD		
CIVIL-ALIGNMENT		
CIVIL-STRUCTURAL	GM/CIVIL/DESIGN	

GN	DATE

EMPLOYER :

 RAIL INFRASTRUCTURE  
DEVELOPMENT COMPANY  
(KARNATAKA) LIMITED

GENERAL CONSULTANTS :

   AECOM-EGIS-W

SP	PROJECT :		BENGALURU SUBURBAN RAILWAY PROJECT (BSRP)		P
			K-RIDE CORRIDOR - 2		
	DRAWING TITLE :		DIMENSION DETAIL DRAWING OF NAGAWARA STATION (AT GRADE)		
	DRAWING NO. :		O2077-BSRP-CR2-C-UB-0-10-1302 (SHEET 1 OF 3)		
SCALE : AS SHOWN		DATE : 28/06/2024			
PRELIMINARY DWG (P), DEFINITIVE DWG (D), CONSTRUCTION DWG (C), AS BUILT DWG (B), SHOP DWG (S), MANUFACTURE					